



The Stratford Bin Guardian



Thank you for showing interest in our Urban domain product range.

All of our Litter Bin and Parks Furniture is 100% Australian made from Australian materials.

Installation of our products is available on your site if required.

Alkina International Pty Ltd aspires to be the industry leader in the provision of products and services that meet the environmental needs of the community, by building positive enduring relationships with people, customers, suppliers, government, community and our employees.

We value integrity, quality, recognition, respect for others and personal growth through a learning culture, and will seek to build on our technology and cost leadership to expand and grow our business by encouraging all of our staff to be collaborative, innovative and to seize opportunities.

Alkina International Pty Ltd is dedicated to the highest level of both customer service and product quality.

Our professional and courteous staff are available to assist with your needs, no matter how small. Their high level of product knowledge and 'can do' approach ensures we have the ability to provide on the spot advice. If an immediate answer is not available we will endeavour to seek the fastest solution possible to provide a timely response.

Alkina's strength lies in decades of experience in waste industry. Through this we understand that it is important to not only support our customers but the environment, while ensuring our products are the very best they can be.

Alkina's products are designed and manufactured to be long lasting in the outdoors. All designs allow for replacement of damaged parts. Our longevity and low maintenance goals translate into better care of the earth's resources.



Alkina International Pty Ltd  
Po Box 300  
Chermside South Qld 4032  
Phone 07-3266-4400 Fax 07-3266-5300  
[www.alkina.com](http://www.alkina.com)  
E&OE

email [sales@alkina.com](mailto:sales@alkina.com)

## Contents

### Litter Bins

Page 4-5	Boardwalk 100 Litter Bin Range
Page 6-11	Bin Guardian Range
Page 12-13	Bus Stop Bin
Page 14	PM50 Series
Page 15	Cafeteria Hutch & Recycle Station

### Parks Furniture

Page 16-19	Picnic Table Settings
Page 20-24	Park Benches, Bus Stop Seats, School Benches

### Parkland Entrance

Page 25	Bollards
Page 26	Banana Bars
Page 27-28	Lock Rail Set & Lock Rail Set Swing Gate
Page 29-30	Swing Gates & Parkland Entrance Gate

### Fountains

Page 31	Park Tap Posts
Page 32	Parkland Drinking Fountain
Page 33	Disabled Friendly Drinking Fountain

### Doggy Exercise Areas

Page 34	Doggy Agility Equipment
Page 35	Doggy Bins
Page 36	Doggy Bag Dispensers, Dog Bags & Doggy Drinkers

### Parkland General

Page 37	Notice Boards
Page 38	Boomer BBQ

### Wheelie Bins

Page 39	Locking Posts
Page 40-41	Wheelie Bins with Dimensions

### Miscellaneous

Page 42	Sharps Bins & Pickup Sticks
Page 43	Wall Mount Ashtrays
Page 44	Bike Rack – Ramp Rack



### The Boardwalk 100

This attractive round, all steel receptacle is well suited to any situation where design, corrosion resistance and large capacity are desired.

The outer body of punched 2mm sheet steel is strong, smooth and can be zinc plated with a powder coated polyester with two pack epoxy finish for a Marine grade requirement. Stainless steel as pictured is also available.

The Plastic or Steel liner holds 80 litres of litter. This ensures the Boardwalk 100 is suitable for high usage areas such as outside fast food outlets, even on Public Holiday weekends.

The spun steel lid is securely locked down with a concealed catch making vandalism difficult. The hinged lid permits easy clearance by the contractor and pushes shut-to-lock without using the key. The lid is available with an ash tray insert if required. Several customised Lid types are now available.

The Boardwalk 100 ships ready to install with liner and can be supplied as free standing or with a raised pedestal which can be either Bolted to existing solid surface or Concreted-in option. Call us for details on how we can assist you to customise this bin with your own laser cut "Theme".

Dimensions: 850x540mm Outside Diameter  
SW: 20kg



Stainless Steel, Custom Laser Cut Old Mining Town Theme  
P/N LB011



Boardwalk 100 Powder Coated with Ibis Lid  
P/N LB002



## Boardwalk 100



Tropical Theme, Free Standing with Ibis Lid  
P/N LB011



Tropical Theme, Pedestal Mount Bolt Down  
P/N LB011



Ibis Lid  
P/N LB014



Pizza Box Lid  
P/N LB019



Bird Proof Lid  
P/N LB017





The Stratford Bin Guardian featuring recycled plastic wood slats

The aesthetically pleasing Stratford Bin Guardian.

All Stainless Steel construction.

Features round domed top lid.

Available Slats a choice of the following: Kwila Timber, Recycled Composite plastic wood or Aluminium.

Dimensions 1330mm High x 750mm Wide x 830mm Deep Sw 40Kg

Part No LB031



**Bin Guardian Perforated Stainless Steel**



**Bin Guardian Dimple Effect Powder Coated**

Bin Guardians provides an attractive outer cover for 120 or 240ltr Mobile Garbage Bins. Where large capacity receptacles are required in a public area that can be serviced by contractor vehicles. These items are constructed from steel and are available in a variety of finishes.

The design is essentially weather proof, built to restrict dumping of household garbage, this eliminates the need for heavy lifting by Cleaning Staff and can be ordered in Single or Dual configuration. Scavenging animals can not access the dimple bin design by climbing.

The outer body is constructed of 2mm sheet steel is strong, smooth and can be powder coated or two pack epoxy finish for a Marine grade requirement. Stainless Steel can also be manufactured.

Available in dimpled or perforated steel finish or stainless. The unit is Bolt Down and available in a choice of powder colours or two pack epoxy to suit your site needs.

Dimensions 1230mm High x 750mm Wide x 830mm Deep Sw 50kg  
Part No LB032, LB033, LB034, LB035





Foreshore Bin Guardian Dual

This Steel Dimple styled Bin Guardian is manufactured in 2mm Stainless Steel and designed to withstand the elements with a minimum of maintenance requirement. These bins were additionally coated with an anti Graffiti product.

Available in dimpled steel finish and Stainless Steel. The unit is Bolt Down and available in a choice of powder colours or two pack epoxy to suit your site needs.

Dimensions 1230mm High x 750mm Width x 830mm Deep Sw 50kg  
Part No LB036



**Mall Recycle Stations**

These Robust and visually attractive litter collection receptacles have been found to encourage litter separation and deposition by passing pedestrians.

The domed top and access hatch are stainless steel for strength, appearance and ease of cleaning. Side panels and doors are powder coated steel mounting feet are height adjustable for uneven surfaces.

Mobile garbage bin liners can be 120 or 240 litre capacity. The entry hatch is large enough to take large pizza boxes/food trays etc. Bolt down cleats are fitted internally to secure the frame to the paved surface.

Available in steel finish or stainless steel. The unit is Bolt Down and available in a choice of powder colours or two pack epoxy to suit your site needs.

Dimensions: 1280mm High x 750mm Wide x 830 mm Deep Sw 50kg  
Part No LB037





Fire Guardian Picture 2010, 2008 installation

Fire Guardian design contains fires lit by vandals and eliminates all damage to the exterior finish of the Bin Guardian. It retains all debris of the fire inside the bottom of the Guardian for simple and hassle free shovel clean up. This model is suitable for all areas where vandalism is a given. Standard finish is available in a variety of powder coated colours.

Available in dimpled steel finish or stainless steel. The unit is Bolt Down and available in a choice of powder colours or two pack epoxy to suit your site needs.

Dimensions: 1230mm High x 750mm Wide x 830mm Deep Sw 75kg  
Part No LB040, LB041





One Fire Guardians Story (Picture taken 2010):

In 2007 our client called for a Bin Guardian in a area that was prone to a high level of vandalism and fire attack.

Installation was performed on site and fitted to a slab already on site.

The slab was not properly secured and the Bin Guardian's were thrown into the skate bowl on two separate occasions each. Our client dispatched a crew to retrieve them from the bowl which was a four man lift. At all times the Fire Guardian remained attached to the slab.

Alkina believe that this Fire Guardians story shows that our product can withstand extreme vandalism and fire In the field. Thus making it suitable for these kinds of environments.





Bus Stop Bin with Ibis Lid





**Bus Stop Bin.** This is a compact designed bin which encourages public tidiness at congregation points, but at the same time has minimal impact on pedestrian flow.

Constructed from 2mm steel it features a self emptying ashtray, stainless male lock & 52 litre metal liner.

It is secured with 6 x 10mm vandal resistant, quick release screw bolts to the mounting post which can be 50mm or 65mm nominal bore tube. Standard finish is powder coated, also available in two pack enamel.

Optional Extras: Wall mounting bracket & Ibis Lid available.

Body Finish options, Standard: Zinc Plated and Powder Coated.

Marine Grade with two pack epoxy finish.

Stainless Steel also available upon request.

Dimensions: 380mm Diameter x 550mm Deep x 700mm High Sw 20kg  
(Recommend 250mm clearance under bin). Part No LB060, LB061



# The PM50 Series Litter Bins



The PM50DBF Litter Bin



The PM50S Series Litter Bins

The **PM50S** bin is side-mounted to a post or wall using screw clamps, or direct bolt-on through the bin sidewall. There is also a pedestal available to permit a free standing application. Supplied ready to install, Capacity is 50 ltr internal liner.

The **PM50D** model has an entrance flap to deter pilfering by birds and feral animals.

Dimensions: 700mm High x 340mm Wide x 360mm Deep  
Sw 12 kg (PM50S) 17 kg (PM50D) Part No LB066, LB065



#### Cafeteria Hutch

This free standing refuse station is of all steel construction with a brushed stainless top. It is compact with front opening door accessing a heavy duty 80 ltr plastic liner.

The door is secured with a child proof lock or magnet push latch.

The top can have an apron added as a food tray collection point, or be custom fitted with an ashtray or planter box.

Dimensions: 1150mm H x 460mm W x 460mm D Sw 30kg  
Part No LB070



#### Recycle Stations

Designed to encourage recycling in the food court these stations have a prestige finish of external polished stainless steel frame and hood with powder coated panels, or timber veneer in fills to help match your existing decor.

The metal liners are of 140 litres capacity each, 120 litre wheely bins are an option.

The slim design enables easy retro fitting to your area. Available with lockable doors or magnetic catches.

Dimensions: 1250mm H x 820mm W x 570mm D Sw 40kg  
Part No LB071





#### Greenfield Picnic Table Set

Attractive strong aluminum construction built to withstand the harshest public open space areas while retaining visually pleasing aesthetics delivered via sleek lines and finish. Cool to sit on.

#### Features: Bolt Down Configuration

- Approved Wheel Chair Friendly
- Aluminium Slats with an option for Kwila or Plastic recycled wood
- 30% recycled material as pictured

#### Dimensions Table

Standard 1800mm Long x 780mm Wide x 790mm High Sw 25Kg  
Custom Lengths Available upon request

#### Dimensions Seats

Standard 1800mm Long x 285mm Wide x 490mm High Sw 10Kg  
Custom Lengths Available upon request  
Part No PE080



Greenfield featuring Kwila Slats





The attractive **Centre Mounted Picnic Set** is ruggedly constructed from a Steel frame which is Hot dip galvanised and powder coated for long life exposure to the elements.

Slat Options: Kwila Hardwood, Perforated Metal, Aluminum or Plastic wood composite.  
The table and seats are fitted with Kwila planks. These can be presented in either oiled or painted. A perforated steel option is also available

Because the unit is centre mounted and concreted in to the ground, it lends itself very well to wheelchair access.

Supplied ready to install or in kit form.

Dimensions Standard 1800mm Long x 1480mm Wide x 840mmHigh Sw 98 kg  
Custom Lengths Available upon request  
Part No PE081



Alkina International Pty Ltd  
Po Box 300  
Chermside South Qld 4032  
Phone 07-3266-4400 Fax 07-3266-5300  
[www.alkina.com](http://www.alkina.com)  
E&OE

email [sales@alkina.com](mailto:sales@alkina.com)



Picnic Table Set Perforated Steel

Attractive strong steel perforated for high risk areas, cool to sit on.

Features: Bolt Down Configuration

Approved Wheel Chair Friendly

Aluminium Slats with an option for Kwila or Plastic recycled wood

30% recycled material as pictured

Dimensions Standard 1800mm Long x 1480mm Wide x 480mm High Sw 75Kg  
Custom Lengths Available upon request  
Part No PE082





Picnic Table Set with Kwila Slats

Attractive strong long lasting Kwila hardwood, cool to sit on.

Features: Bolt Down Configuration

Approved Wheel Chair Friendly

Aluminium Slats with an option for Kwila or Plastic recycled wood

30% recycled material

Dimensions Standard 1800mm Long x 1480mm Wide x 480mm High Sw 75Kg

Custom Lengths Available upon request

Part No PE083



#### Park or Bus Stop Seat

Attractive strong steel frame with aluminium seats. Strong and cool to sit on.

Features: Bolt Down Configuration or Concrete In  
Aluminium Slats with an option for  
Kwila or Plastic recycled wood  
30% recycled material pictured

Also available in Aluminium frame.

Dimensions Standard 1800mm Long x 285mm Wide x 750mm High Sw 35Kg  
Custom Lengths available upon request  
Part No PE090





#### All Aluminium Park Seat

Comfortable Seat, features sleek lines. Cool seating with your choice of powercoated colours.

Bolt Down Configuration

30% Recycled material as pictured

Also available with a back featuring kwila slats or aluminium.



Aluminium Frame Park Bench featuring kwila slats.

Dimensions Standard 1800mm Long x 720mm Wide x 480mm High Sw 35Kg  
Custom Lengths available upon request  
Part No PE091, PE092





Economy Park or Bus Stop Bench seat.

Aluminium Slats on galvanized steel frame.

Available in Concrete In or Bolt Down configuration.

Comfortable Seat, features sleek lines. Tough construction for high risk areas.

30% Recycled material as pictured

Dimensions Standard 1800mm Length x 270mm Width x 480mm High Sw 40Kg  
Custom Lengths available upon request  
Part No PE093



Alkina International Pty Ltd  
Po Box 300  
Chermside South Qld 4032  
Phone 07-3266-4400 Fax 07-3266-5300  
[www.alkina.com](http://www.alkina.com)  
E&OE

email [sales@alkina.com](mailto:sales@alkina.com)





The **Boardwalk Seat** presents KWILA hardwood battens riveted to a contoured steel frame which in turn is hot dip galvanised and painted, to form an exciting tough Park Seat.

This highly attractive unit is free standing and can be bolted down. It makes for a comfortable, durable addition to any Park furniture situation.

Available as a Bolt Down or Concrete in version. Please specify at time of order.  
Alumium Slat Option available.

Optional Arm Rests may be increased from 2 to 3 to prevent the seat being used as a skateboard edge.

Dimensions Standard 1800mm Length x 600mm Width x 750mm High Sw 45Kg  
Custom Lengths available upon request  
Part No PE100, PE101, PE102



The **Park Watcher Seat** is a sturdy, aesthetically pleasing bench type seat, provided with a back rest.

Manufactured from a galvanised and painted frame that supports Kwila or Perforated Steel planks (pictured), this item is an asset to any area requiring a robust resting place.

Normally made in a concrete-in configuration which has a single central foot, this can also be presented in a double footed, free standing or bolt down mode. Supplied ready to install, 1800 overall, 450 seat height.

Dimensions Standard 1800mm Long x 600mm Wide x 450mmHigh Sw 45 kg  
Custom Lengths available upon request  
Part No PF105 PF106



Alkina International Pty Ltd  
Po Box 300  
Chermside South Qld 4032  
Phone 07-3266-4400 Fax 07-3266-5300  
[www.alkina.com](http://www.alkina.com)  
E&OE

email [sales@alkina.com](mailto:sales@alkina.com)





**Bollards** 900mm High x 80mm NB

**Bollards** 900mm High x 150mm NB

**Bollards** are an excellent method of providing a temporary, or removable barrier to Parks to prevent access to vehicles unless authorised.

Alkina International manufacture a variety of these items for almost all exits. Constructed from steel and Hot dipped galvanised, painted or powder coated finishes. Stainless Steel option also available.

Options:- Bolt Down, Concrete In & Socketed fitment (removable).  
Please call us with the sizes you require for a quotation.

All removable Bollards are lockable.

Part No PE110, PE111





**Banana Bars** these brightly finished bars. That are strategically imbedded at the entry point of Parks and such, restrict access to the type of vehicular traffic that is allowed to enter.

The set distance can be varied during installation in accordance with the requirements set by the space governing body. They are particularly suited to bikeway entrances. Once installed these items are maintenance free. Powdercoat Yellow finish as standard.

Hot Dip Galvanised finish available upon request.

Length 3000mm Height 1800mm  
Installed Height 1000mm above ground  
Part No PE112, PE113





Lock box Dual locks

Lock box Single lock

The **Lock Rail Set** provides for an excellent parkland entrance barrier.

Constructed from Heavy Duty steel uprights and pipe rail, the lock rail can be set at varying heights to suit local needs.

The standard size allows for a 3.6 – 5.0 meter opening.

Supplied ready to install. A tamper resistant lock box is available to safeguard from illegal use of padlock cutting devices supporting single or double locks saving on replacement padlock costs.

Also available with Timber keepers.

Part No PE115, PE116





Lock Rail Swing Gate Available as a on-site conversion of a existing Lock Rail Set Installation.

Or a stand alone product.

This Item solves any access noise issues with the traditional Lock Rail system in dense urban area.

This gate can be fitted with a modified Lock Box keyed to suit customer requirements or a secure box option that allows a standard padlock to be used.

Standard size is to allow a 3.6 meter opening please contact us for a quotation if your site requires a longer version.

Part No PE140





#### Swing Gate Dual Configuration

Featuring Lock Back rails to allow the gates to be locked open

Designed for areas that can be assigned open status for certain times and then hours when the Area needs to be locked off.

Ensures that the gates and/or vehicles passing through during Open Hours are not damaged.

Designed to be highly visible this gate has a maximum span of 3600mm – 7200mm when A dual gate as pictured is installed.

Part No PE141





**Parkland Entrance Gate Heavy Duty Maximum Length 4500mm.**

#### **Parkland Entrance Gates**

Designed to be highly visible this gate has come in a Standard and Heavy Duty versions. Fabricated from zinc plated RHS Section the gates can be customized to fit any opening. "STOP" Signs are an optional extra powder coated yellow as standard. Supporting single or double locks. Heavy Duty and Standard pictured.

Part No PE143, PE144



**Standard Parkland Entrance Gate Maximum Length 7500mm.**





**Park Tap Post featuring Taps Dog Bowl & Anti Vandal fitment**

The Galvanised **Park Tap Post** offers respite for not only people in the Park looking for a drink of cool water, but also provides a Dog Bowl that gives a welcome drink for peoples dogs.

Multiple Styles and configurations available to suit your site!

No more unsightly mud puddles around the drink bubbler, this item is designed to carry away excess water from the base into the sub-soil run-off.

A must for any area that permits dog exercise whether on or off-leash.



**Park Tap Post featuring Spring Loaded Tap, Bubbler (drain not pictured.)**

Dimensions: 300mm diameter x 750mm High Sw:15kg  
Part No PE150



The **Parkland Drinking Fountain** is an economy priced single pedestal drinking fountain designed for most public places. The unit also includes a side mounted tap to allow filling of containers, or rinsing hands etc. Also available extra drainage options as per Park Tap post.

The unit comes equipped with all fittings ready to connect.

Dimensions: 300 mm Diameter x 900mm High Sw 10kg  
Part No PE170



Alkina International Pty Ltd  
Po Box 300  
Chermside South Qld 4032  
Phone 07-3266-4400 Fax 07-3266-5300  
[www.alkina.com](http://www.alkina.com)  
E&OE

email [sales@alkina.com](mailto:sales@alkina.com)





### Disabled Friendly Drinking Fountain

This robust fountain features all stainless steel construction and meets the requirements of AS1428.

Water In and Waste Out is internal via an integrated concrete in footing. Water delivery volume is fully adjustable and an additional hose tap to the rear of the unit is an optional “add on”, as is a dog bowl.

A perforated stainless inverted basin collects excess water and eliminates the build up of waste around the bubbler.

Dimensions: 895 mm Long x 670 mm High Sw 20kg  
Part No PE172





**Dog Agility Exercise Equipment**

With the implementation of Dog Off Leash Areas, a need has arisen for different exercise options for dogs.

Alkina can come up with a customised solution tailored to individual needs of dog owners and governing bodies that control Dog Exercise Areas.

Suitable for large and small off leash areas.

Standard installation is hot dipped galvanised and powder coated for optimal finish.

Part No PE180



## Doggy Bins



Doggy Bin Fence mounted



Doggy Bin Pedestal mounted

Functionally self-evident the **Doggy Bin** can be placed at the entrances to Parks, beaches or other areas where dogs are.

The front mounted Bag dispenser permits the Dog owner to extract a singlet type collection bag with ease to enable the pick up of waste. Bag and contents are carried with confidence and can be placed in the fly and weather proof flap of this bin upon return.

Inside a separate steel liner which can accept a large bio-hazard bag collects the refuse in a vermin proof container until such time as it can be collected and cleaned. In the worst case scenario if vandals set fire to the bin, the contents are safely contained within the steel liner.

Dimensions: 600mm High x 370mm Wide x 400mm Deep Sw 15 kg  
Part No PE190, PE191





### Bag Dispenser

This item is sold as a standalone Bag dispenser which can be attached to any existing Post, Wall or mounted on a supplied post, to facilitate the supply of any singlet style pickup bag.

Once collected, the contents are then placed in a suitable garbage container for subsequent removal by the contractor.

Hold 400 Bags available in Steel and Stainless Steel Powdercoated Heritage Green as a standard.

Dimensions: 400mm High x 250 Wide x 115mm Deep Sw 3Kg  
Part No PE195, PE196



### Doggy Bags

Sold in packs of 100 of Doggy bags or boxes of 2000. Alkina's doggy bags are the thickest available on the market ensuring the contents remain contained within the confines of the bag as designed.

Part No PE200



### Doggy Drinker

Full Stainless Steel construction this attachment is popular on Alkina's Park Tap Post range.

This item is also available as a separate item And is suitable for use in any area.

Part No PE162





Notice Boards with Shelter– Designed to help keep the community informed & involved.

Single or Dual sided

Tough polycarbonate

Gas strut assisted top hinged covers



Regular size 1800mm Wide x1200mm High  
(Pictured: 2000 mm Wide x 1100mm High)  
Part No PF210



Alkina International Pty Ltd  
Po Box 300  
Chermside South Qld 4032  
Phone 07-3266-4400 Fax 07-3266-5300  
[www.alkina.com](http://www.alkina.com)  
E&OE

email [sales@alkina.com](mailto:sales@alkina.com)





The **Boomer BBQ** is designed to be Slab Mounted and is fixed directly to an elevated concrete slab by 8 bolts.

The Boomer has a large self cleaning Stainless Steel Hotplate or grille combination which provides for a generous cooking area for that large gathering in the Park

COOK TOP SIZE 800mm x 600mm Note: Mounting Bolts not included.  
Part No PE215



## Mobile Garbage Bin Locking Posts



Single Head Locking Post Part No PE216



Wall Mounted Locking Post Part No PE220

Where a large litter container, able to be cleared by a domestic refuse truck is desired a 120 or 240litre Mobile Garbage bin may be used. In such a case it is desirable to secure the bin to prevent theft or re-location at the same time allowing access by the contractor to empty the bin quickly and easily.

The **LOCKING POST** provides the answer. Designed for all brands and types of MGBs it features a fully stainless steel, key-operated lock and a bin lid opening restraint bar to prevent dumping of large quantities of household garbage. The push to shut feature allows the contractor to replace the bin quickly. Designed for a long, maintenance free life, even in salty surrounds.

Locking Posts are supplied ready to be installed, please specify bolt down or concrete in configuration at time of order.

Options: **Single Head**, **Dual Head**, **Wall Mount** and **Post Mounted** are available.

Sw:8 kg  
Part No PE216-PE221

## Mobile Garbage Bins



Colours: Dark Green, Blue, Yellow, Red & Food Grade



## Mobile Garbage Bin

Alkina International's Mobile Garbage Bins are Injection moulded from high density polyethylene (HDPE). They are resistant to heat, frost, decay, chemicals and also contain UV stabilizer to provide excellent aging quality.

Our bins are manufactured in accordance with DIN EN 840 the worldwide international standard for mobile garbage bins. Our Bins are available in a range of colours to suit your application.

Litre Capacities in stock are 100, 120, 240, 360 and 660 sizes

Part No <Size> 080 120 240 <Colour Code> DG R B Y FG

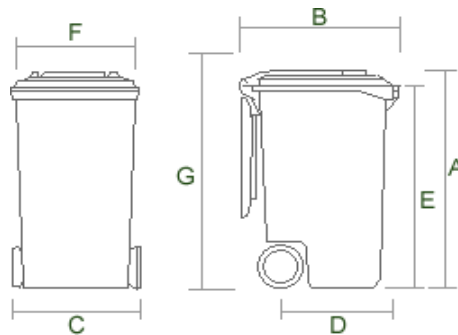


Alkina International Pty Ltd  
Po Box 300  
Chermiside South Qld 4032  
Phone 07-3266-4400 Fax 07-3266-5300  
[www.alkina.com](http://www.alkina.com)  
E&OE

email [sales@alkina.com](mailto:sales@alkina.com)



## Mobile Garbage Bins Sizes



### 100 Litre

- **A** = 770mm
- **B** = 510mm
- **C** = 500mm
- **D** = 430mm
- **E** = 740mm
- **F** = 480mm
- Weight 10 Kg

### 120 Litre

- **A** = 910mm
- **B** = 540mm
- **C** = 450mm
- **D** = 440mm
- **E** = 880mm
- **F** = 470mm
- Weight 12 Kg

### 240 Litre

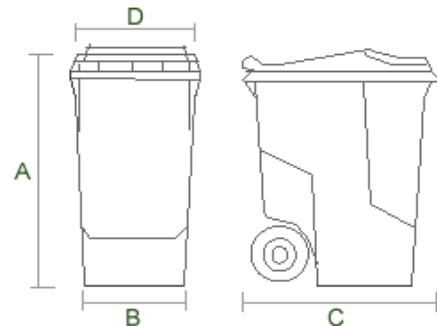
- **A** = 960mm
- **B** = 730mm
- **C** = 550mm
- **D** = 530mm
- **E** = 930mm
- **F** = 580mm
- Weight 15 kg

(Dimensions are a guide only)

### 360 Litre

- **A** = 1150mm
- **B** = 930mm
- **C** = 670mm
- **D** = 690mm
- Weight 25 Kg

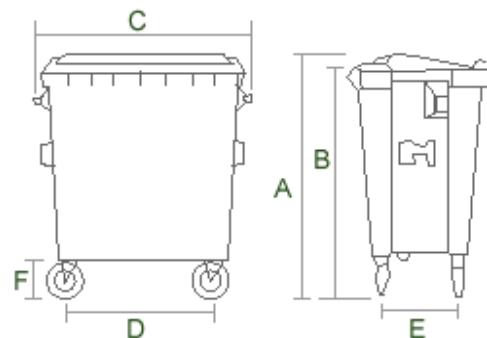
(Dimensions are a guide only)



### 660 Litre

- **A** = 1220mm
- **B** = 1110mm
- **C** = 1360mm
- **D** = 840mm
- **E** = 490mm
- **F** = 230mm
- Weight 43 Kg

(Dimensions are a guide only)





The **2ltr approved sharps container** is primarily designed to be used in places such as Public Toilets or in areas known to be frequented by needle users. This container provides for the safe disposal and subsequent removal of contaminated sharps. Thereby removing these items from being a public health hazard.

The container is robust, steel lockable and features a removable plastic liner for transporting of sharps waste.

Dimensions 255mmHx160mmLx145mmD Sw 2Kg Part No PE230, PE231



The **Gotcha** is a mechanical device approximately 1 metre in length with a spring and trigger operated pair of pickup jaws that enable potentially hazardous items to be picked up and placed in a suitable receptacle.

Relatively inexpensive, this item safeguards health workers and cleaners from the likelihood of needle stick injuries when clearing contaminated areas. A must for any Cleanup crew.

Part No 14054-90





### Wall Mounted Ashtrays

This slim line attractive design is unobtrusive and collects over two litres of cigarette butts.

A separate liner is fixed inside and cleared by unlocking and simply tilting downwards to clear the contents.

Approved for use in Pubs, Clubs and other venues that feature Designated Smoking Areas.

Fabricated from all stainless steel to ensure long life and durability.

Can be retro fitted to our Bin Guardian range.

Dimensions 370mm High x 100mm Long x 80mm Depth Sw 3Kg  
Part no LB080



### Ramp Rack

A simply constructed and sturdy Bike Rack. Suitable to be used as a free standing item. 600mm spacing per bike bay recommended.

This item is sold on a per bike basis.

Contact us if you have a space that requires a customised Bike rack for a detailed quotation.

Also available in Stainless Steel.

Part No PE236 PE237